

# User Manual – General Information



Pennsylvania Turnpike Commission

January 22, 2022

## TABLE OF CONTENTS

Chapter 1 – Getting Started .....	1
Introduction.....	1
How to Access EBS .....	2
Navigating Through EBS.....	2
Chapter 2 – Help and Announcements .....	3
Help.....	3
Frequently Asked Questions (FAQ).....	4
News and Special Notices.....	4
View Turnpike Web Site .....	5
Chapter 3 – Business Partner Registration .....	7
Submit Registration (STEP 1 OF 3) .....	7
Submit Registration (3 STEPS).....	8
Submit Registration (STEP 2 OF 3) .....	11
Complete Registration (STEP 3 of 3) .....	11
Chapter 4 – Bid Information .....	12
View Bid Information .....	12
View Cost Ranges.....	12
View Bid Schedule .....	13
View Summary .....	13
View Details.....	14
View Notice to Bidders .....	15
View Plan Holders .....	16
View Bid Results .....	17
View Bid Tabs .....	18
View Schedule of Items.....	19
View Addenda Summary.....	19
View/Download Prebid Meeting Recordings .....	20
Chapter 5 – Standards Library .....	22
Search Specs.....	22
Search Drawings.....	23
Download Specifications or Drawings .....	23
Chapter 6 – Other Functions.....	27
Download Adobe Acrobat Software.....	27
Download DWF Viewer Software .....	28
PennDOT Publications – View Publications .....	29

# Chapter 1 – Getting Started

## ***Introduction***

This document describes how to use the Electronic Bidding System (EBS) developed for the Pennsylvania Turnpike Commission. This user manual covers the “Basic Functions”.

There are step-by-step instructions for each function you perform in the electronic bidding system, referred to from now on as “EBS”.

This manual requires that you first have basic knowledge about using the Microsoft Windows 7 or above computer operating systems. The glossary at the end of this document describes the important items that you must become familiar with before using EBS. EBS supports Windows 7 and above using the following browsers: Microsoft Internet Explorer, Microsoft Edge, Google Chrome, Mozilla Firefox and Opera.

The steps in this manual were performed using Internet Explorer. Depending on the browser you are using, the steps may be slightly different. If you need assistance, please contact the EBS Help Desk.

Please pay special attention to the following helpful hints that appear throughout this manual:



***Information about certain items or actions that is important to understand***

## How to Access EBS

- Turn on and log into your computer desktop, workstation or laptop
- Connect to Internet
- Open one of the supported web browsers
- Type the following URL into the address text box of your web browser: <https://ebs.paturnpike.com>

This is the home page for Pennsylvania Turnpike's Electronic Bidding System. From this page you will be able to navigate throughout the site and perform public functions.

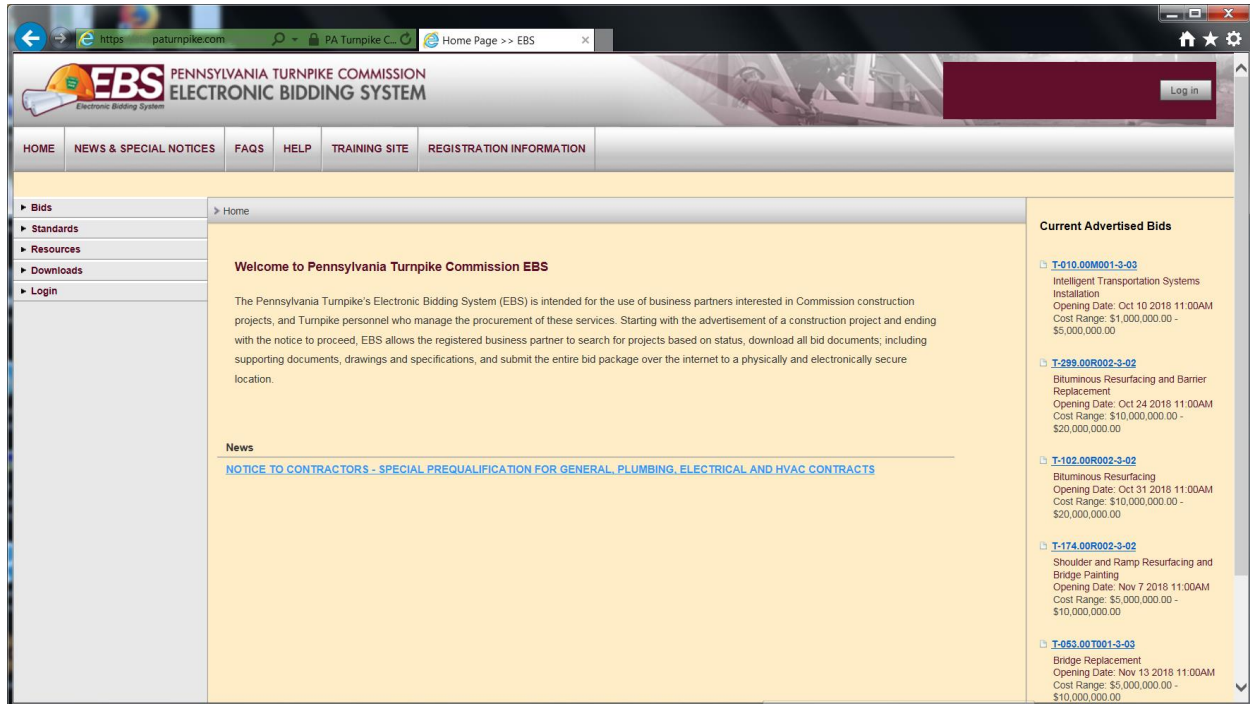


Figure 1-1

## Navigating Through EBS

The public area has the main title across the top of the page "Pennsylvania Turnpike Commission Electronic Bidding System". Below the main heading and menu bar each web page in EBS is divided into three similar parts. Each area will contain:

- Header at top to display Username, Contract Number, and Location with EBS "bread-trails feature"
- Navigation menu on the left to move between sections of EBS
- Main content area in the center (including buttons to perform actions)
- A shortcut bar will always appear at the top of each page in EBS
- Navigation menu will always appear to the left side of each page
- Adobe Acrobat Reader (free version) and the DWF Viewer (free version) are also available on the public home page for download

## Chapter 2 – Help and Announcements

### Help

User assistance and help will be provided within EBS via on-line documents such as this manual, FAQs, and Help Desk e-mail address. You may access these at any time by clicking on the Help link on the navigation bar at the top of each page (Figure 2-1).

The General Information Manual is for non-logged in users and the general public. It is available here:  
<https://ebs.paturnpike.com/generalinformation/help/index.aspx>

- Click on the Help link in the shortcut bar at the top of any web page (Figure 2-1)

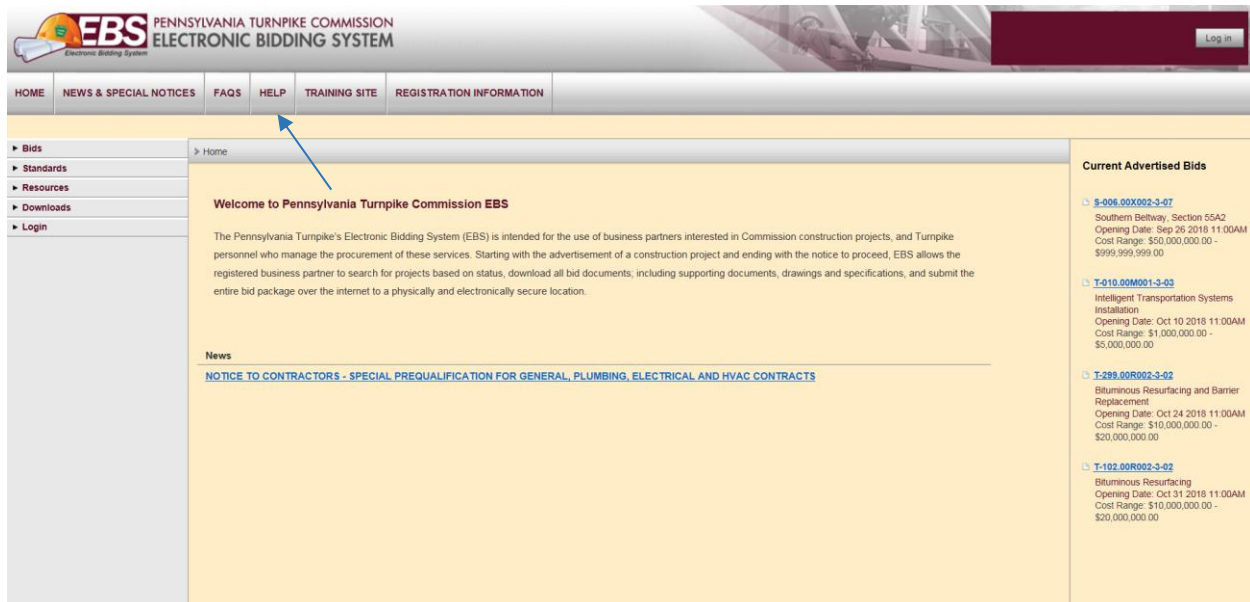


Figure 2-1

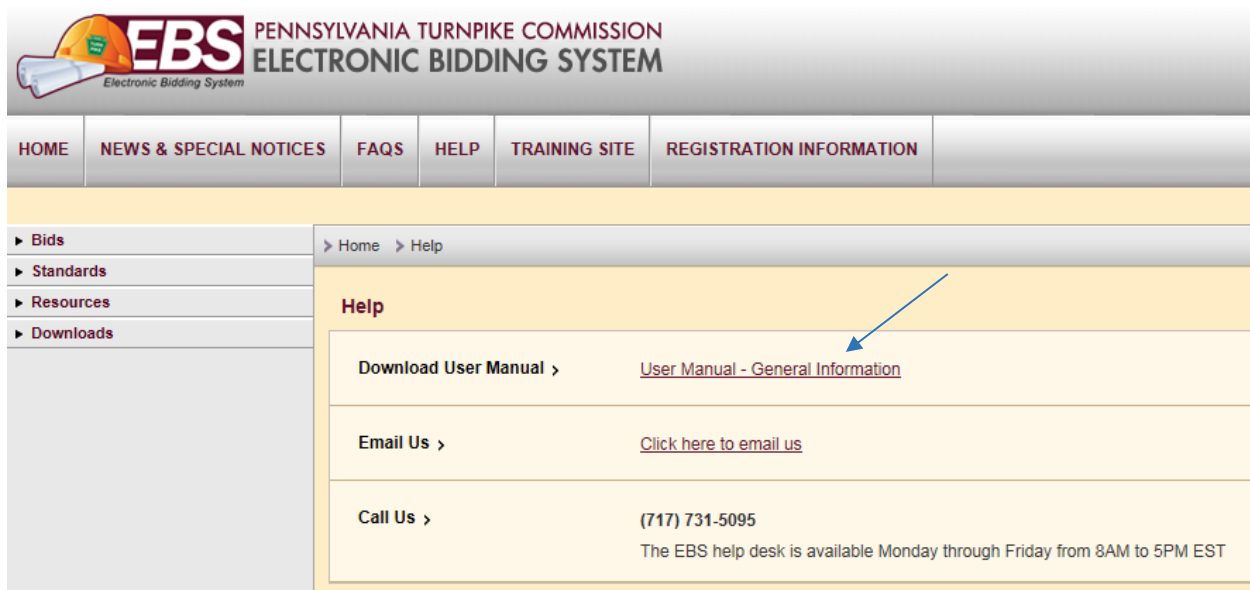


Figure 2-2

## Frequently Asked Questions (FAQ)

Additionally, user assistance and help is provided via a list of common questions asked about EBS and you may contact an EBS Help Desk operator anytime during normal business hours (Monday through Friday from (8AM to 5PM)) with questions or concerns by calling the number at the bottom of the FAQ list (1-833-327-7676).

- Click on the FAQs link in the shortcut bar at the top of any web page.
- The FAQs are grouped in logical categories with a Question and Answer format. Click on the + sign to expand each group.



Figure 2-3

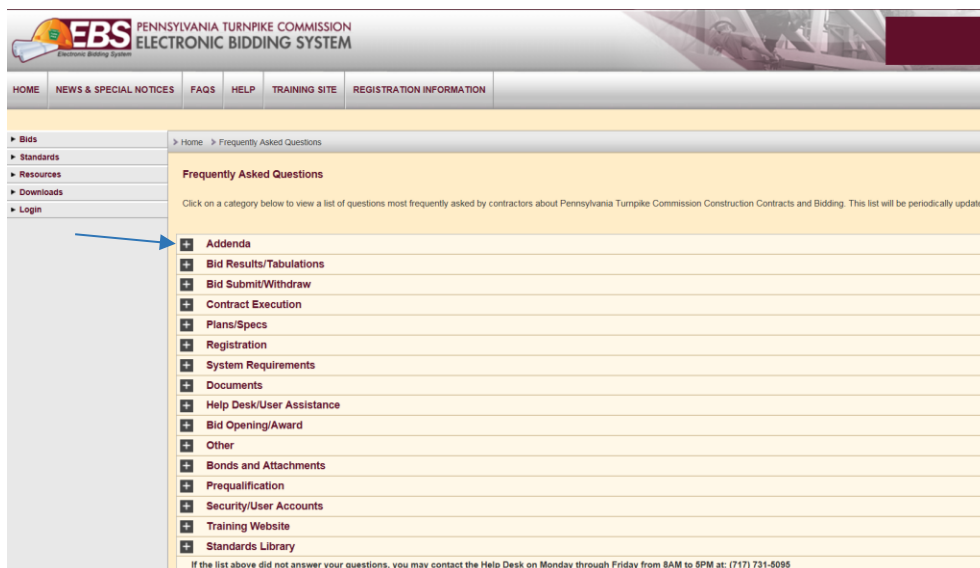


Figure 2-4

## News and Special Notices

Announcements about EBS or construction bids will be posted to EBS in the News section. These announcements will include notifications about changes to EBS or Turnpike Commission Special Notices.

- Click on the News & Special Notices link in the shortcut bar at the top of any web page

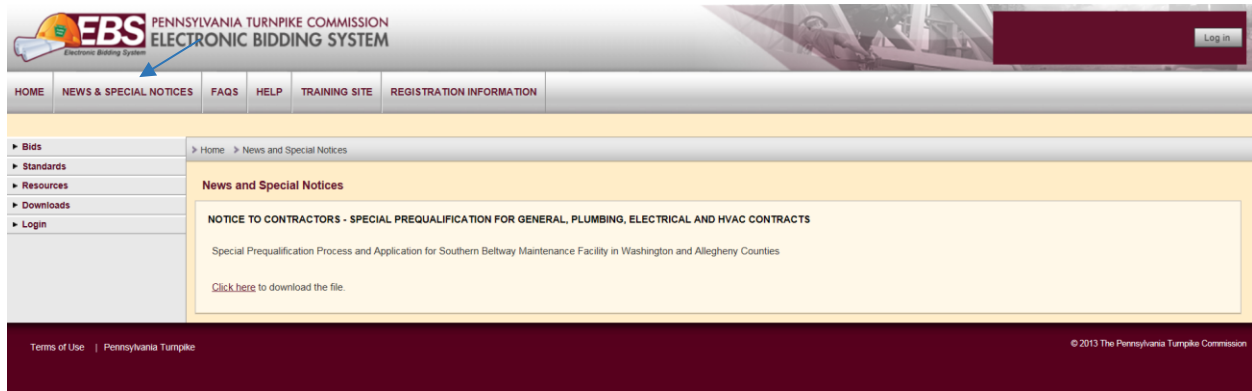


Figure 2-5



**News and Special Notices for construction bids will no longer be posted to the PA Turnpike web site, but will instead be listed in the EBS News section. Note that for critical announcements such as the implementation of EBS new feature and functionality, an email notification will also be sent to the email address for business partners.**



**Only the most recent announcements will appear on the Home page. Click on the News button at the top of the page to view the entire list of News and Special Notices.**

## View Turnpike Web Site

- Click on the hyperlink in the footer at the bottom of any web page that displays the text "Pennsylvania Turnpike."




Figure 2-6

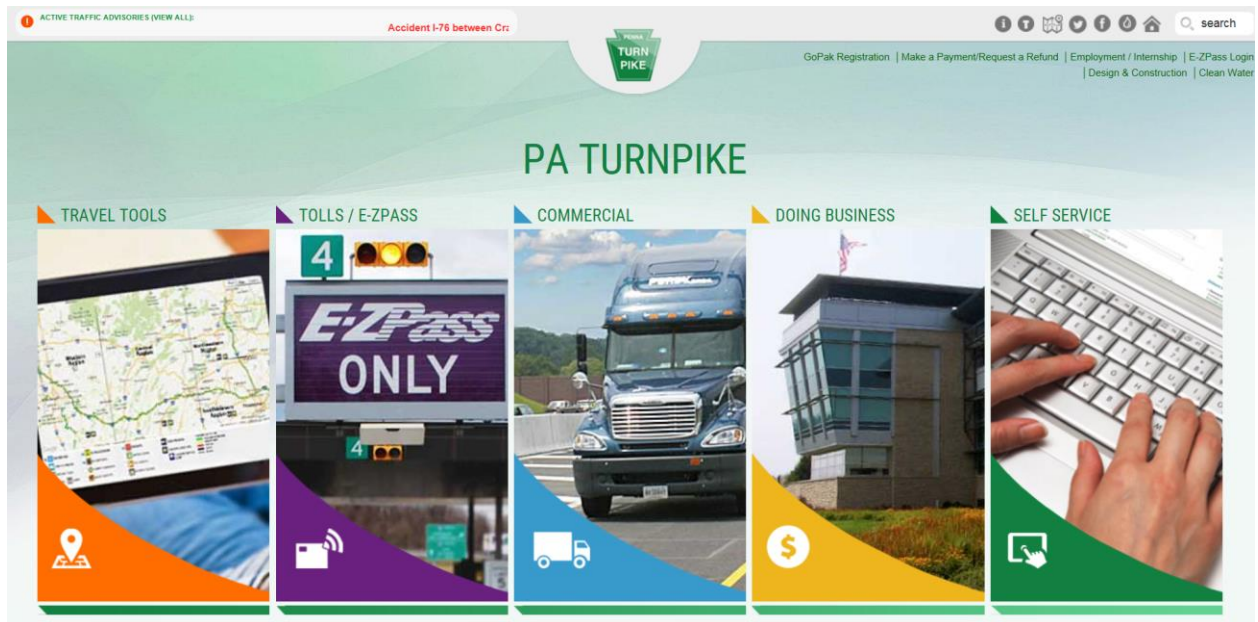


Figure 2-7



## Chapter 3 – Business Partner Registration

### Submit Registration (STEP 1 OF 3)

- Click on the Registration Information button in the shortcut bar at the top of any page (Figure 3-1)
- Click on the Business Partner Agreement hyperlink (Figure 3-2)
- Print, complete and mail the agreement form to the Turnpike Commission at the address provided on the form
- Click on the Privacy Policy link to read how the Turnpike Commission will protect the data you submit (Figure 3-3)
- Click on the Terms and Conditions hyperlink to read your obligation in using this system (Figure 3-3)
- Click on the Checkbox on the last line of text to accept the terms and conditions (Figure 3-3)
- Click on the Register button to start the on-line registration process (Figure 3-3)



Figure 3-1

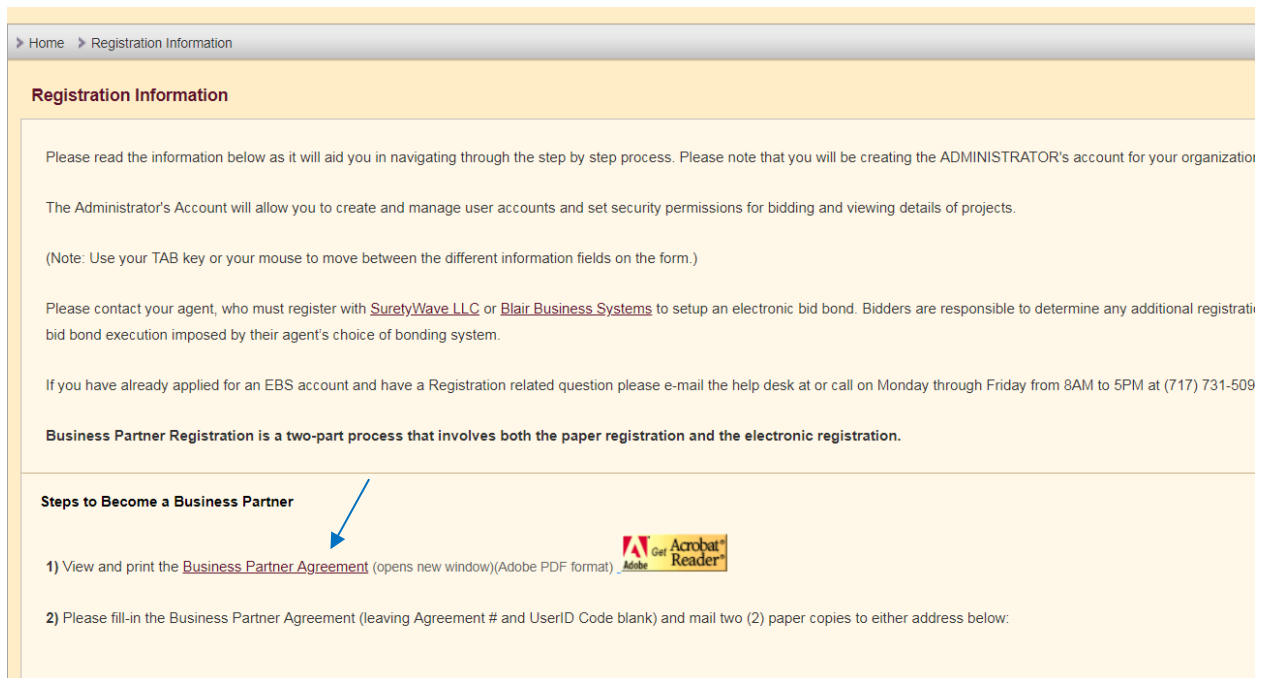


Figure 3-2

Business Partner Registration is a two-part process that involves both the paper registration and the electronic registration.

#### Steps to Become a Business Partner

- 1) View and print the [Business Partner Agreement](#) (opens new window)(Adobe PDF format) 
  - 2) Please fill-in the Business Partner Agreement (leaving Agreement # and UserID Code blank) and mail two (2) paper copies to either address below:  

Regular Mail Pennsylvania Turnpike Commission Engineering Department ATTN: Contract Management Services Manager P.O. Box 67676 Harrisburg, Pennsylvania 17106-7676	Express Mail Pennsylvania Turnpike Commission Engineering Department ATTN: Contract Management Services Manager 700 South Eisenhower Boulevard Middletown, Pennsylvania 17057
---	--
  - 3) Read the [Privacy Policy](#). (opens new window)
  - 4) ☐ Yes, I agree to Pennsylvania Turnpike's stated [Terms & Conditions](#). (opens new window)
  - 5) To continue with the Business Partner Registration process, press the "Register!" button below and follow the instructions to register electronically.
- 

Figure 3-3



**Remember that in addition to filling out the on-line registration form, you must download, print and submit the Pennsylvania Turnpike Commission Business Partner Agreement form and send this hard copy paper document to the address provided on the form. Failure to do so will result in deactivation of your company's access.**

### Submit Registration (3 STEPS)

- **Step 1** is to fill in the registration form including all required fields that are denoted with a red asterisk (Figure 3-4)
- The company name field does not have to be unique and your organization may register separately for each office, but note that each office will be assigned a unique number and that each office is responsible for managing their own user accounts and company profile. The email field at the top of the page will be used to send messages to your organization such as notifications when a bid is postponed.
- If you are a MBE, WBE, DBE, VBE, or SDVBE certified by the Commonwealth of Pennsylvania, fill out the MBE/WBE/DBE/VBE/SDVBE section (Figure 3-5)
- Click on the calendar icon for the Expiration Date field to display a calendar in a pop-up window. (Figure 3-6)
- Browse to and click on the date your certification expires and then click on the Select Date button to populate the date in to the form date box. (Figure 3-6)
- The Phone IDD and Phone Country Code fields are only required for non-US organizations.
- Click on the checkbox in the Mailing Address section to copy and use the Legal Address for the Mailing Address. (Figure 3-7)
- The username field must be unique (e.g. you cannot use "dsmith" if that username is already used).
- Click on the Register button to continue to **step 2 of 3**. (Figure 3-8)

**Registration**

Step 1 of 3 - Registration    Step 2 of 3 - Confirmation    Step 3 of 3 - Thank You

\*denotes required field

**General Information**

\*Company Name:

\*Email:

\*Federal ID Number (FID):

PA State Tax Account ID Number:

Phone IDD Number:  For non-U.S. numbers

Phone Country Code:  For non-U.S. numbers

\*Phone Number:

Phone Number Extension:

Fax Number:

PennDOT Business Partner ID Number:

Figure 3-4

\*denotes required field

**General Information**

\*Company Name:

\*Email:

\*Federal ID Number (FID):

PA State Tax Account ID Number:

Phone IDD Number:  For non-U.S. numbers

Phone Country Code:  For non-U.S. numbers

\*Phone Number:

Phone Number Extension:

Fax Number:

PennDOT Business Partner ID Number:

**MBE/WBE/DBE/VBE/SDVBE (Optional)**

Types: ☐ MBE ☐ WBE ☐ DBE ☐ VBE ☐ SDVBE

Certification Number:

Expiration Date:

Figure 3-5

\*denotes required field

### General Information

\*Company Name:

\*Federal ID Number (FID):

Phone IDD Number:  For non-U.S. numbers

\*Phone Number:

Fax Number:

PennDOT Business Partner ID Number:

**MBE/WBE/DBE/VBE/SDVBE (Optional)**

Types: ☐ MBE ☐ WBE ☐ DBE ☐ VBE ☐ SDVBE

Certification Number:

Expiration Date:

Calendar - Google Chrome

PA Turn...n [US] | https://ebs.paturmpi...

Month: October Year: 2018

December 2018

S	M	T	W	T	F	S
25	26	27	28	29	30	1
2	3	4	5	6	7	8
9	10	11	12	13	14	15
16	17	18	19	20	21	22
23	24	25	26	27	28	29
30	31	1	2	3	4	5

Select Date Close Window

Figure 3-6

### Legal Address

Heading:

\*Address1:

Address 2:

\*City:

\*Country: United States

\*State/Region: Please select a STATE

\*Zip/Postal Code:

### Mailing Address

☐ Click here to use "Legal Address".

Heading:

\*Address1:

Address 2:

\*City:

\*Country: United States

\*State/Region: Please select a STATE

\*Zip/Postal Code:

Figure 3-7

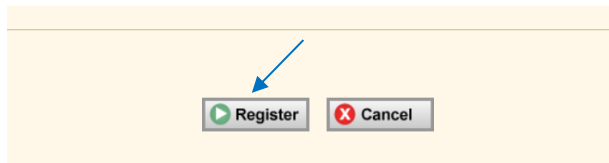


Figure 3-8

### ***Submit Registration (STEP 2 OF 3)***

- Click on Confirm button to submit your on-line registration request. (Figure 3-9)

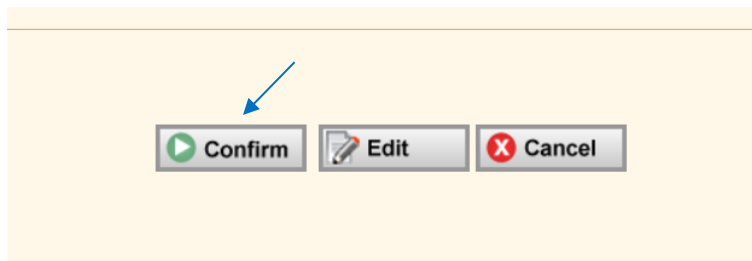


Figure 3-9

### ***Complete Registration (STEP 3 of 3)***

- **Step 3** is a **thank you confirmation** that appears on the screen, and the admin account password will be emailed to the email address designated in the on-line registration (Figure 3-10)

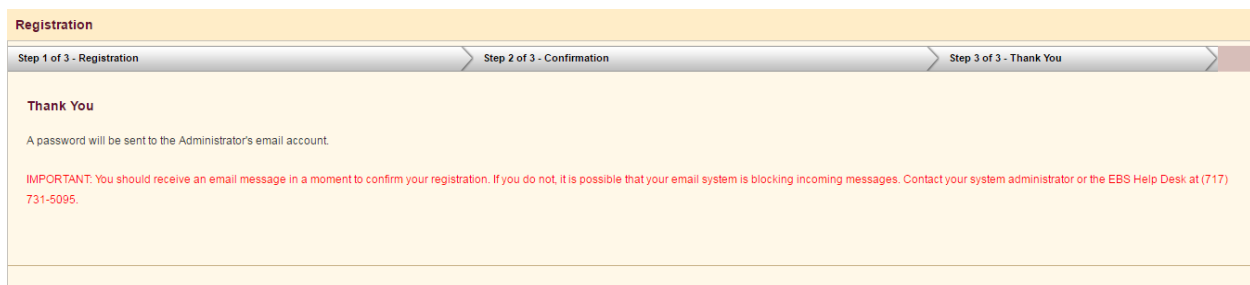


Figure 3-10



***The user account you create during this registration process will be used to manage access to EBS by members of your organization. This includes creating new user accounts, resetting passwords, and changing user information. The Admin user cannot submit bids. If you wish to submit a bid, then you must create a new user account and assign that user to the Principal or Other Officer security group.***

## Chapter 4 – Bid Information

### View Bid Information

- Click on the Bid Information hyperlink under the Bid section of the navigation bar on the left side of the web page. (Figure 4-1)

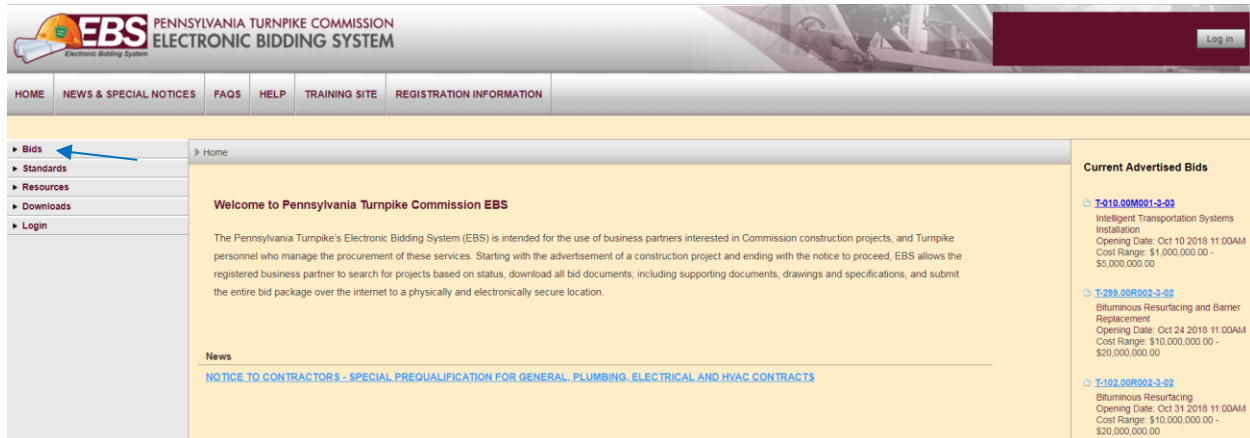


Figure 4-1

### View Cost Ranges

- Click on the Advertised link under the Bid section in the navigation bar on the left side of the page (Figure 4-2)
- Click on the See Cost Ranges link at the top right side of page (Figure 4-3, Figure 4-4)

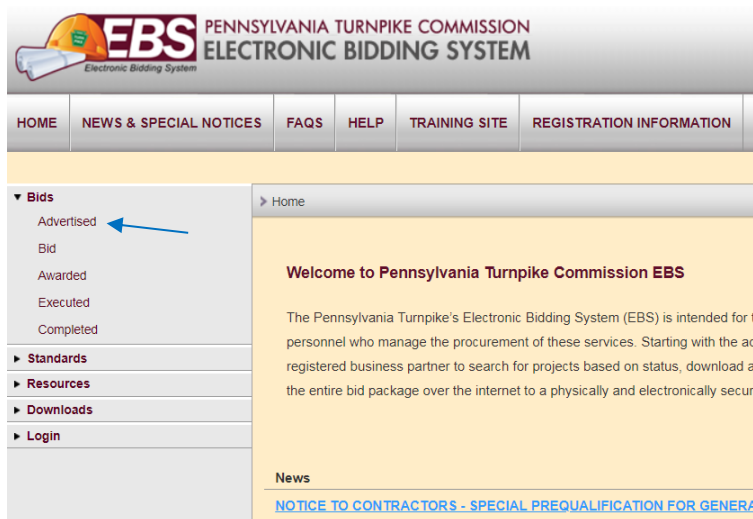


Figure 4-2

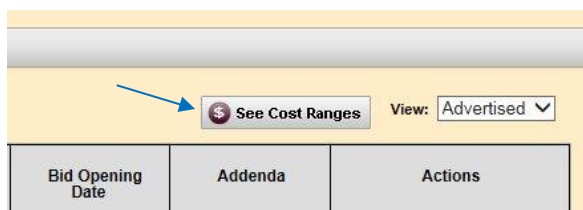
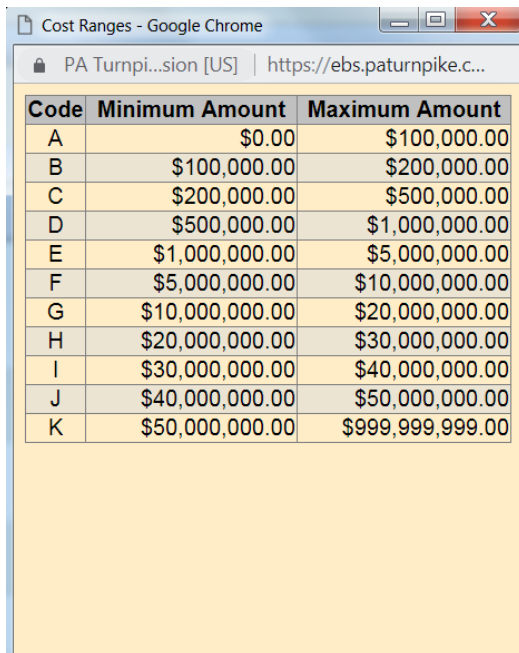


Figure 4-3



Code	Minimum Amount	Maximum Amount
A	\$0.00	\$100,000.00
B	\$100,000.00	\$200,000.00
C	\$200,000.00	\$500,000.00
D	\$500,000.00	\$1,000,000.00
E	\$1,000,000.00	\$5,000,000.00
F	\$5,000,000.00	\$10,000,000.00
G	\$10,000,000.00	\$20,000,000.00
H	\$20,000,000.00	\$30,000,000.00
I	\$30,000,000.00	\$40,000,000.00
J	\$40,000,000.00	\$50,000,000.00
K	\$50,000,000.00	\$999,999,999.00

Figure 4-4

## View Bid Schedule

The following hyperlinks are all located under the Bids section in the navigation bar on the left side of the web page. (Figure 4-2)

- Click on the Advertised link for projects to be bid (Figure 4-5)
- Click on the Bid link for projects that have already been bid but contracts have not yet been awarded (Figure 4-5)
- Click on the Awarded link for projects that have been awarded by the PTC (Figure 4-5)
- Click on the Executed link for contracts that have been executed (Figure 4-5)
- Click on the Completed link for projects that have been completed (Figure 4-5)

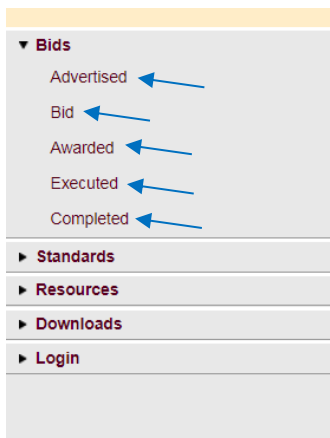


Figure 4-5

## View Summary

- Click on the Advertised or Bid link under the Bids section in the navigation bar on the left side of the web page (Figure 4-5)
- Click on the Summary link in the Actions column for one of the bids in the list (Figure 4-6)
- The Bid Summary page will appear (Figure 4-7)

Home > Bids > Bid Schedule

**Bid Schedule** [See Cost Ranges](#) View: Advertised

Select number of rows to display 10






Contract Number	County(ies)	Description	Cost Code	Bid Opening Date	Addenda	Actions
 T-010.00M001-3-03	Allegheny Beaver Bedford Butler Franklin Somerset Westmoreland	Intelligent Transportation Systems Installation	E	10/10/2018 11:00 AM	0	<a href="#">Details</a> <a href="#">Summary</a> <a href="#">Schedule Of Items</a> <a href="#">Addenda Summary</a>
 T-299.00R002-3-02	Berks Chester	Bituminous Resurfacing and Barrier Replacement	G	10/24/2018 11:00 AM	0	<a href="#">Details</a> <a href="#">Summary</a> <a href="#">Schedule Of Items</a> <a href="#">Addenda Summary</a>
 T-102.00R002-3-02	Somerset	Bituminous Resurfacing	G	10/31/2018 11:00 AM	0	<a href="#">Details</a> <a href="#">Summary</a> <a href="#">Schedule Of Items</a> <a href="#">Addenda Summary</a>
 T-174.00R002-3-02	Fulton	Shoulder and Ramp Resurfacing and Bridge Painting	F	11/7/2018 11:00 AM	0	<a href="#">Details</a> <a href="#">Summary</a> <a href="#">Schedule Of Items</a> <a href="#">Addenda Summary</a>
 T-053.00T001-3-03	Allegheny	Bridge Replacement	F	11/13/2018 11:00 AM	0	<a href="#">Details</a> <a href="#">Summary</a> <a href="#">Schedule Of Items</a> <a href="#">Addenda Summary</a>

Figure 4-6

**Bid Summary** Contract: T-010.00M001-3-03

Bid Details	Bid Summary	Schedule Of Items	Addenda Summary	Plan Holders
<b>Contract &gt;</b>	T-010.00M001-3-03			
<b>County &gt;</b>	Allegheny Beaver Bedford Butler Franklin Somerset Westmoreland			
<b>Roadway Begin &gt;</b>	T - Main Line			
<b>Mile Post Begin &gt;</b>	13.00			
<b>Roadway End &gt;</b>	T - Main Line			
<b>Mile Post End &gt;</b>	201.00			
<b>Project Types &gt;</b>	ITS			
<b>Federal Project Number &gt;</b>				
<b>Bid Opening Date/Time &gt;</b>	10/10/2018 11:00:00 AM			
<b>Project Description &gt;</b>	Installation of Pre-Entry Intelligent Transportation Systems Between Milepost 13.00 and Milepost 201.00 in Beaver, Butler, Allegheny, Westmoreland, Somerset, Bedford, and Franklin Counties			

Figure 4-7

## View Details

- Click on the Details hyperlink in the Action column for a bid (Figure 4-8)
- The Bid Details page will display (Figure 4-9)
- Details can be viewed for Bids in any phase



Home > Bids > Bid Schedule

**Bid Schedule** [See Cost Ranges](#) View: **Advertised**

Select number of rows to display: 10

Contract Number	County(ies)	Description	Cost Code	Bid Opening Date	Addenda	Actions
T-010.00M001-3-03	Allegheny Beaver Bedford Butler Franklin Somerset Westmoreland	Intelligent Transportation Systems Installation	E	10/10/2018 11:00 AM	0	<a href="#">Details</a> <a href="#">Summary</a> <a href="#">Schedule Of Items</a> <a href="#">Addenda Summary</a>
T-299.00R002-3-02	Berks Chester	Bituminous Resurfacing and Barrier Replacement	G	10/24/2018 11:00 AM	0	<a href="#">Details</a> <a href="#">Summary</a> <a href="#">Schedule Of Items</a> <a href="#">Addenda Summary</a>
T-102.00R002-3-02	Somerset	Bituminous Resurfacing	G	10/31/2018 11:00 AM	0	<a href="#">Details</a> <a href="#">Summary</a> <a href="#">Schedule Of Items</a> <a href="#">Addenda Summary</a>
T-174.00R002-3-02	Fulton	Shoulder and Ramp Resurfacing and Bridge Painting	F	11/7/2018 11:00 AM	0	<a href="#">Details</a> <a href="#">Summary</a> <a href="#">Schedule Of Items</a> <a href="#">Addenda Summary</a>
T-053.00T001-3-03	Allegheny	Bridge Replacement	F	11/13/2018 11:00 AM	0	<a href="#">Details</a> <a href="#">Summary</a> <a href="#">Schedule Of Items</a> <a href="#">Addenda Summary</a>

Figure 4-8


Home > Bids > Bid Schedule (Advertised) > Bid Details

**Bid Details** Contract: T-010.00M001-3-03

Bid Details | Bid Summary | Schedule Of Items | Addenda | Plan Holders

**Notice to Bidders**

Contract: T-010.00M001-3-03

Download: [Download Notice To Bidders](#) 

**Plan Holders**

View: [Planholders List](#)

**EBS File**

You must be a registered user to download the EBS file.  
Download: [Click here to register.](#)

**Unofficial Bid Results**

View: The bids results are only available when all bids are opened.

**Bid Tabs**

View: Bid tabs are not available until after bid award.

Figure 4-9

## View Notice to Bidders

- Click on the Advertised link under the Bids section in the navigation bar on the left side of the web page (Figure 4-5)
- Click on the Details link in the Actions column for a contract in the list (Figure 4-8)
- Click on 'Download Notice to Bidders' button (Figure 4-10)

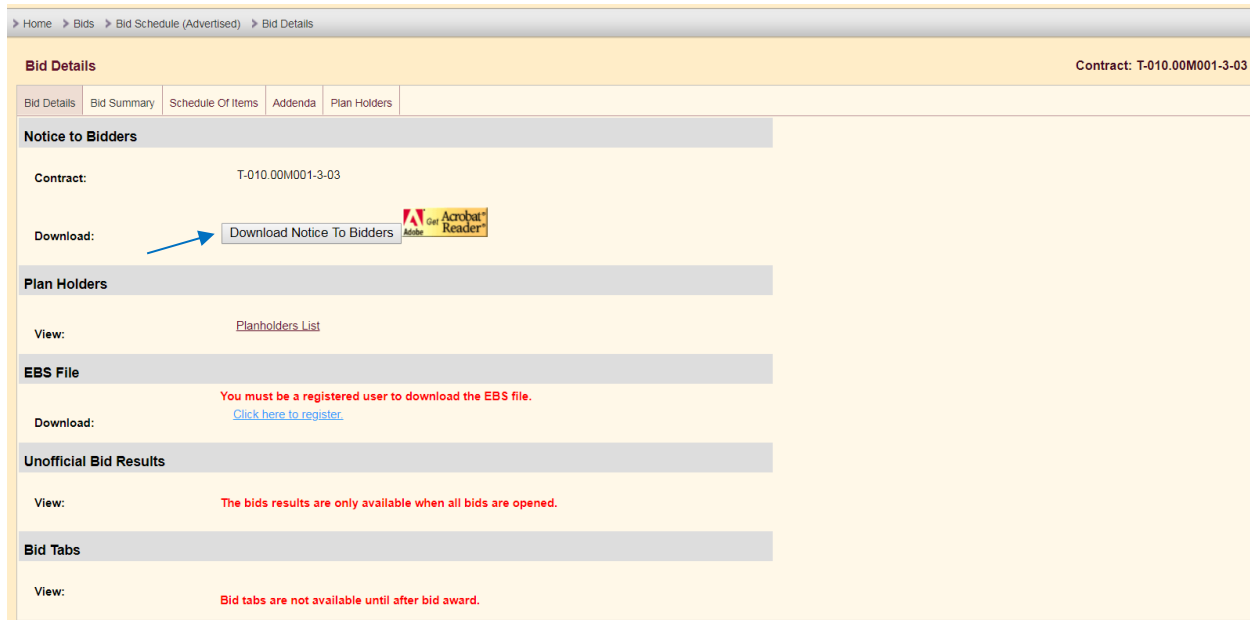


Figure 4-10

## View Plan Holders

- Click on the Advertised or Bid link under the Bids section in the navigation bar on the left side of the web page (Figure 4-5)
- Click on the Details button for the contract you wish to view (Figure 4-8)
- Click on the Planholder List link or the Plan Holders tab (Figure 4-11). The results will be displayed (Figure 4-12)

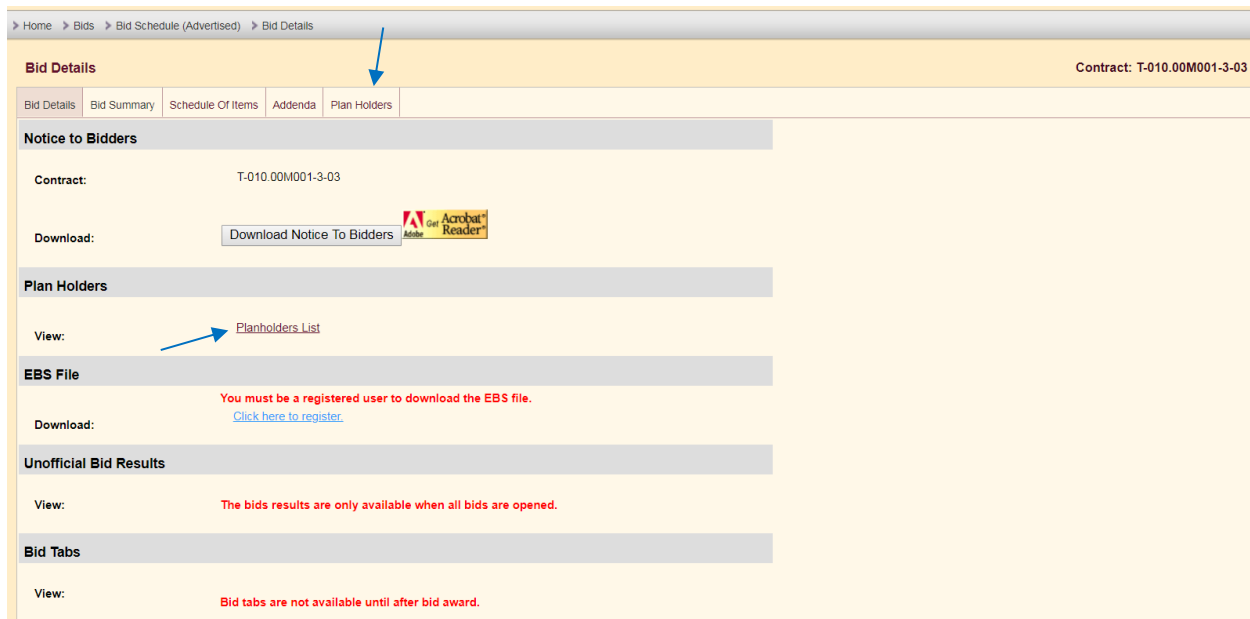


Figure 4-11

Home > Bids > Bid Schedule (Bid) > Planholder List

**Planholder List** Contract: EN-00115-03-07

Bid Details | Bid Summary | Schedule Of Items | Plan Holders

**Contract >** EN-00115-03-07

**Project >** Construction of ORT Cashless Tolling Facility Between Milepost A-123.29 and Milepost A-123.51 in Lackawanna County

**Opening Date >** 1/23/2019 11:00:00 AM

**Planholders >**

Company Name
<b>Nyleve Bridge Corp.</b> 1540 Chestnut St. Emmaus, PA 18049 United States Phone: 610-965-3083 Fax: 610-966-4919
<b>Road-Con, Inc</b> 902 Camaro Run Drive West Chester, PA 19380

Figure 4-12

## View Bid Results

- Click on the Bid link under the Bids section in the navigation bar on the left side of the web page (Figure 4-5)
- Click on the Details link in the Actions column for a contract in the list (Figure 4-13). The Unofficial Bid Results will be displayed (Figure 4-14)

Home > Bids > Bid Schedule

**Bid Schedule** View: Bid

Select number of rows to display: 10

Contract Number	County(ies)	Description	Bid Opening Date	Apparent Low Bidder	Low Bid Amount	Actions
S-006.00X002-3-07	Washington	Southern Beltway, Section 55A2	9/26/2018 11:00 AM	Trumbull Corporation	\$116,191,593.14	<a href="#">Details</a> <a href="#">Summary</a> <a href="#">Schedule Of Items</a>

Figure 4-13

Home > Bids > Bid Schedule (Bid) > Bid Details

**Bid Details** Contract: S-006.00X002-3-13

Bid Details | Bid Summary | Schedule Of Items | Plan Holders

**Notice to Bidders**

**Contract:** S-006.00X002-3-13

**Download:** Notice to Bidders is not available after the contract has been bid.

**Plan Holders**

**View:** [Planholders List](#)

**EBS File**

**Download:** EBS File is not available after the contract has been bid.  
Note: You must be a registered user to download the EBS File.  
[Click here to register.](#)

**Unofficial Bid Results**

**View:**

Company Name	Total Price	Comments
Power Contracting Company	\$11,827,818.48	
Brondor Technical Services	\$12,258,466.01	
Allison Park Contractors, Inc.	\$12,315,000.00	
Joseph B. Fay Co.	\$13,171,000.00	
Clearwater Construction, Inc.	\$16,434,000.00	

Figure 4-14

## View Bid Tabs

- Click on the Awarded, Executed or Completed link under the Bids section in the navigation bar on the left side of the web page (Figure 4-5)
- Click on the Details or Bid Tabs link in the Actions column for a contract in the list (Figure 4-15)
- If you click on the Details link, then use one of the following options on the Bid Details page (Figure 4-16)

Home > Bids > Bid Schedule

**Bid Schedule** View: Awarded

Select number of rows to display: 10

Contract Number	County(ies)	Description	Bid Opening Date	Contractor	Award Amount	Actions
T-308.00T001-3-04	Chester	Bridge Replacement	9/12/2018 11:00 AM	DEBLIN, INC.	\$4,109,918.21	<a href="#">Details</a> <a href="#">Bid Tabs</a>
EN-00231-03-03	Bedford Cumberland Franklin Fulton Huntingdon Somerset	Bridge Repairs	9/5/2018 11:30 AM	J.P.S. Construction Co., Inc.	\$1,500,000.00	<a href="#">Details</a> <a href="#">Bid Tabs</a>
EN-00231-03-05	Bucks Carbon Lackawanna Lehigh Luzerne Montgomery	Bridge Repairs	8/29/2018 11:30 AM	J.P.S. Construction Co., Inc.	\$1,500,000.00	<a href="#">Details</a> <a href="#">Bid Tabs</a>
EN-00231-03-04	Berks Bucks Chester Cumberland Dauphin Lancaster Lebanon Montgomery York	Bridge Repairs	8/29/2018 11:00 AM	J.P.S. Construction Co., Inc.	\$1,500,000.00	<a href="#">Details</a> <a href="#">Bid Tabs</a>

Figure 4-15

Home > Bids > Bid Schedule (Awarded) > Bid Details

**Bid Details**

Bid Details | Bid Tabs

**Notice to Bidders**

Contract: T-308.00T001-3-04

Download: **Notice to Bidders is not available after the contract has been awarded.**

**Plan Holders**

View: **The planholder list is not available after the contract has been awarded.**

**EBS File**

Download: **EBS File is not available after the contract has been bid.**  
**Note: You must be a registered user to download the EBS File.**  
[Click here to register.](#)

**Unofficial Bid Results**

View: **See bid tabs for final bid results.**

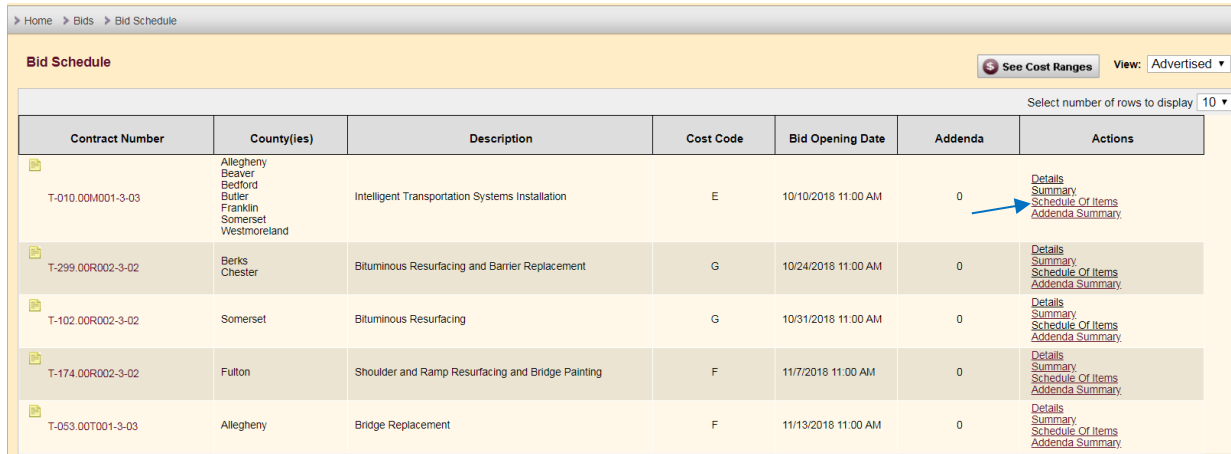
**Bid Tabs**

View: [Bid Tabs](#) [PDF](#) [EXCEL](#) [XML](#)

Figure 4-16

## View Schedule of Items

- Click on the Advertised or Bid link under the Bids section in the navigation bar on the left side of the web page (Figure 4-5)
- Click on the Schedule of Items link in the Actions column for one of the bids in list (Figure 4-17)
- The Schedule of Items are also available on the Bid Details page (Figure 4-18)

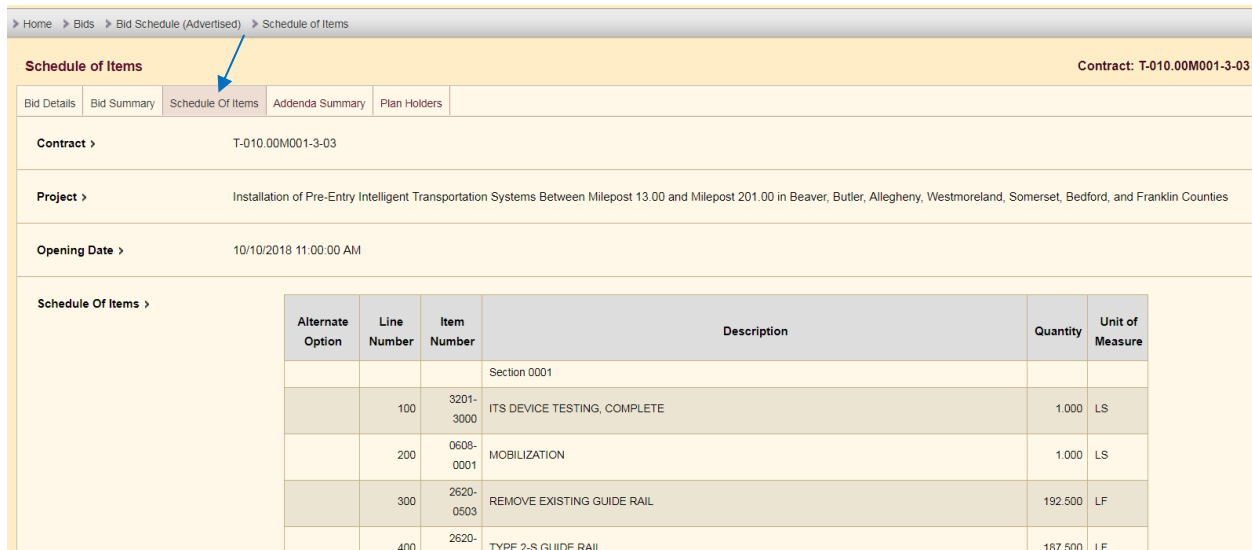


**Bid Schedule** See Cost Ranges View: Advertised

Select number of rows to display 10

Contract Number	County(ies)	Description	Cost Code	Bid Opening Date	Addenda	Actions
T-010.00M001-3-03	Allegheny Beaver Bedford Butler Franklin Somerset Westmoreland	Intelligent Transportation Systems Installation	E	10/10/2018 11:00 AM	0	<a href="#">Details</a> <a href="#">Summary</a> <a href="#">Schedule Of Items</a> <a href="#">Addenda Summary</a>
T-299.00R002-3-02	Berks Chester	Bituminous Resurfacing and Barrier Replacement	G	10/24/2018 11:00 AM	0	<a href="#">Details</a> <a href="#">Summary</a> <a href="#">Schedule Of Items</a> <a href="#">Addenda Summary</a>
T-102.00R002-3-02	Somerset	Bituminous Resurfacing	G	10/31/2018 11:00 AM	0	<a href="#">Details</a> <a href="#">Summary</a> <a href="#">Schedule Of Items</a> <a href="#">Addenda Summary</a>
T-174.00R002-3-02	Fulton	Shoulder and Ramp Resurfacing and Bridge Painting	F	11/7/2018 11:00 AM	0	<a href="#">Details</a> <a href="#">Summary</a> <a href="#">Schedule Of Items</a> <a href="#">Addenda Summary</a>
T-053.00T001-3-03	Allegheny	Bridge Replacement	F	11/13/2018 11:00 AM	0	<a href="#">Details</a> <a href="#">Summary</a> <a href="#">Schedule Of Items</a> <a href="#">Addenda Summary</a>

Figure 4-17



**Schedule of Items** Contract: T-010.00M001-3-03

[Bid Details](#) | 
 [Bid Summary](#) | 
 [Schedule Of Items](#) | 
 [Addenda Summary](#) | 
 [Plan Holders](#)

**Contract** > T-010.00M001-3-03

**Project** > Installation of Pre-Entry Intelligent Transportation Systems Between Milepost 13.00 and Milepost 201.00 in Beaver, Butler, Allegheny, Westmoreland, Somerset, Bedford, and Franklin Counties

**Opening Date** > 10/10/2018 11:00:00 AM

**Schedule Of Items** >

Alternate Option	Line Number	Item Number	Description	Quantity	Unit of Measure
			Section 0001		
	100	3201-3000	ITS DEVICE TESTING, COMPLETE	1.000	LS
	200	0608-0001	MOBILIZATION	1.000	LS
	300	2620-0503	REMOVE EXISTING GUIDE RAIL	192.500	LF
	400	2620-	TYPE 2-S GUIDE RAIL	187.500	LF

Figure 4-18

## View Addenda Summary

- Click on the Advertised link under the Bids section in the navigation bar on the left side of the page (Figure 4-5)
- Click on the Addenda Summary link in the Actions column for a bid in the Bid Schedule (Figure 4-19)
- The Addenda Summary is also available from the Bid Details page (Figure 4-20)

Home > Bids > Bid Schedule

**Bid Schedule** [See Cost Ranges](#) View: **Advertised**

Select number of rows to display 10

Contract Number	County(ies)	Description	Cost Code	Bid Opening Date	Addenda	Actions
T-010.00M001-3-03	Allegheny Beaver Bedford Butler Franklin Somerset Westmoreland	Intelligent Transportation Systems Installation	E	10/10/2018 11:00 AM	0	<a href="#">Details</a> <a href="#">Summary</a> <a href="#">Schedule Of Items</a> <a href="#">Addenda Summary</a>
T-299.00R002-3-02	Berks Chester	Bituminous Resurfacing and Barrier Replacement	G	10/24/2018 11:00 AM	0	<a href="#">Details</a> <a href="#">Summary</a> <a href="#">Schedule Of Items</a> <a href="#">Addenda Summary</a>
T-102.00R002-3-02	Somerset	Bituminous Resurfacing	G	10/31/2018 11:00 AM	0	<a href="#">Details</a> <a href="#">Summary</a> <a href="#">Schedule Of Items</a> <a href="#">Addenda Summary</a>
T-174.00R002-3-02	Fulton	Shoulder and Ramp Resurfacing and Bridge Painting	F	11/7/2018 11:00 AM	0	<a href="#">Details</a> <a href="#">Summary</a> <a href="#">Schedule Of Items</a> <a href="#">Addenda Summary</a>
T-053.00T001-3-03	Allegheny	Bridge Replacement	F	11/13/2018 11:00 AM	0	<a href="#">Details</a> <a href="#">Summary</a> <a href="#">Schedule Of Items</a> <a href="#">Addenda Summary</a>

Figure 4-19

Home > Bids > Bid Schedule (Advertised) > Addenda Summary

**Addenda Summary** Contract: T-010.00M001-3-03

[Bid Details](#) [Bid Summary](#) [Schedule Of Items](#) [Addenda Summary](#) [Plan Holders](#)

<b>Contract &gt;</b>	T-010.00M001-3-03
<b>Project &gt;</b>	Installation of Pre-Entry Intelligent Transportation Systems Between Milepost 13.00 and Milepost 201.00 in Beaver, Butler, Allegheny, Westmoreland, Somerset, Bedford, and Franklin Counties
<b>Opening Date &gt;</b>	10/10/2018 11:00:00 AM
<b>Addenda &gt;</b>	

Figure 4-20

## View/Download Prebid Meeting Recordings

- Click on the Advertised link under the Bids section in the navigation bar on the left side of the page (Figure 4-5)
- Click on the Prebid Meetings link in the Actions column for a bid in the Bid Schedule (Figure 4-21) or on the Prebid Meetings tab while viewing the Bid Details page (Figure 4-22).
- To download a single file or multiple files, check the boxes next to the files you want to download and then click the Download button. If you want to download all of the files at once, you can check the Select All box in the heading (Figure 4-23). A separate download will be initiated for each file selected. The files will open in a new browser tab/window.

Select number of rows to display 10


Description	Cost Code	Bid Opening Date	Addenda	Actions
T-009.00R001-3-02	C	3/29/2019 8:00 AM	1	<a href="#">Bid Details</a> <a href="#">Summary</a> <a href="#">Schedule Of Items</a> <a href="#">Addenda Summary</a> <a href="#">Prebid Meetings</a>

Figure 4-21

Home > Bids > Bid Schedule (Advertised) > Bid Details

### Bid Details

Contract: T-009.00R001-3-02

Download: [Download Notice To Bidders](#) 

### Plan Holders

View: There are no current planholders for this contract.

### EBS File

Download: You must be a registered user to download the EBS file.  
[Click here to register.](#)

### Unofficial Bid Results

View: The bids results are only available when all bids are opened.

### Bid Tabs

View: Bid tabs are not available until after bid award.

Figure 4-22

Home > Bids > Bid Schedule (Advertised) > Prebid Meetings

Contract: T-009.00R001-3-02

### Prebid Meetings

Bid Details | Bid Summary | Schedule Of Items | Addenda Summary | Plan Holders | Prebid Meetings

#### File Names

Meeting Date	List of files	FileSize	Description	Select All
1/25/2022	prebid meeting recording.mp4	4.16 MB	Meeting Recording	<input checked="" type="checkbox"/>

[Download](#)

Figure 4-23

## Chapter 5 – Standards Library

The Pennsylvania Turnpike Commission's Standards Library of Drawings and Specifications is now available online. All visitors to the EBS website, as well as all registered Business Partners can search and download all PTC Standards Library Drawings and Specification files. These files are available on the left navigation bar on the EBS General Information page.

Plans (Drawings) and Specs that are specific to each project will be also provided in EBS via functions and links which are documented in the Contractor's and Business Partner's manual. The Project-Specific Drawings and Specification documents will only be available for Registered Business Partners.

### Search Specs

- Click on the Commission Specifications link under the Standards menu on left navigation bar (Figure 5-1)
- Select the year in the Year(s) selection box (Figure 5-2)
- You can search by **Year**; PennDOT Publication 408 **Change Number**, such as 0 (for the initial version), 1, 2, etc.; **Type of Specification**; **Section Number**; or **any key word** in the specification description text box – or any combination of these search criteria.
- NOTE: Press and hold the Control Key while clicking to select multiple items
- Click on the Search button to display the results (Figure 5-2)

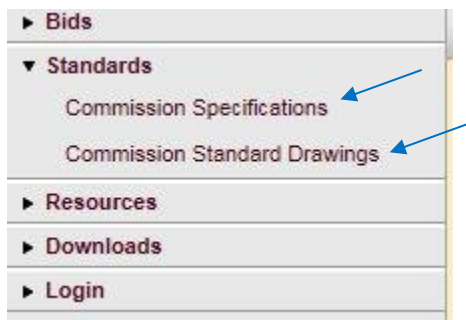


Figure 5-1

A screenshot of the 'Commission Specifications' search page. The page has a breadcrumb trail: Home > Standards > Commission Specifications. The main heading is 'Commission Specifications'. Below it are several search criteria sections: 'Year(s)' with a dropdown menu showing '2007' and '2016' (a blue arrow points to the dropdown), 'Change Number' with a text input field and '(e.g. 1, 2, or 3)', 'Type(s)' with a dropdown menu showing a list of specification types (a blue arrow points to the dropdown), 'Section' with a text input field and '(e.g. 101 or 102)', and 'Description' with a large text input field. At the bottom is a 'Search' button with a magnifying glass icon (a blue arrow points to the button). A note below the 'Year(s)' dropdown says: 'Note: Hold down the CTRL key to select multiple years.' Another note below the 'Type(s)' dropdown says: 'NOTE: Hold down the CTRL key to select multiple types.'

Figure 5-2



## Search Drawings

- Click on the Commission Standards Drawings under the Standards menu on left navigation bar (Figure 5-1)
- You may search by Type, PTS Standard Number, Edition, and Sheet Number, or any combination of these criteria (Figure 5-3)
- NOTE: Press and hold the Control Key while clicking to select multiple items
- Click on Search to display the results (Figure 5-3)

Figure 5-3

## Download Specifications or Drawings

These steps can be used to download specifications or drawings

- You can click a specific filename to open the file directly (Figure 5-4)
- You can also select a single individual file, multiple files or all files by checking the appropriate boxes (Figure 5-4)
- Click on the download selected files link at the bottom of the page to download all files you have selected (Figure 5-5)
- Click on save as to browse to the location to save the file to (Figure 5-6)
- Click on save to save the file to this location (Figure 5-7)
- Click on Open folder to open Windows Explorer to the location you saved the file (Figure 5-8)
- Right Click on the downloaded file and select Extract All (Figure 5-9)
- Select Extract (Figure 5-10)
- A new window will appear with the files you selected for download (Figure 5-11)

Description >

Estimated Download Size: 0.39mb

Description	Edition	Specification	Document Name	Select All
Abbreviations and Definition of Terms	408/2016-5	CS 101	<a href="#">CS 101_2016_5.pdf</a> (0.12mb)	<input checked="" type="checkbox"/>
Bidding Requirements and Conditions	408/2016-5	CS 102	<a href="#">CS 102_2016_5.pdf</a> (0.16mb)	<input type="checkbox"/>
Award and Execution of Contract	408/2016-5	CS 103	<a href="#">CS 103_2016_5.pdf</a> (0.11mb)	<input checked="" type="checkbox"/>
Scope of Work	408/2016-5	CS 104	<a href="#">CS 104_2016_5.pdf</a> (0.11mb)	<input type="checkbox"/>
Control of Work	408/2016-5	CS 105	<a href="#">CS 105_2016_5.pdf</a> (0.16mb)	<input checked="" type="checkbox"/>
Control of Material	408/2016-5	CS 106	<a href="#">CS 106_2016_5.pdf</a> (0.19mb)	<input type="checkbox"/>

Figure 5-4

Cement Concrete Structures	408/2011-9	DB 1001	<a href="#">DB CS 1001_2011_9.pdf</a> (0.08mb)	<input type="checkbox"/>
Removal of Existing Bridges or Culverts	408/2011-9	DB 1018	<a href="#">DB CS 1018_2011_9.pdf</a> (0.02mb)	<input type="checkbox"/>
Shop Painting Structural Steel	408/2011-9	DB 1060	<a href="#">DB CS 1060_2011_9.pdf</a> (0.07mb)	<input type="checkbox"/>
Traffic Signing and Marking	408/2011-9	DB 1103	<a href="#">DB CS 1103_2011_9.pdf</a> (0.05mb)	<input type="checkbox"/>
	408/2011-9	DBI	<a href="#">DB CS Index_2011_9.pdf</a> (0.01mb)	<input type="checkbox"/>

Estimated Download Size: 0.39mb

Figure 5-5

Do you want to open or save **ptc-stdspecs20181003033137.zip** (382 KB) from **ebs.paturnpike.com**?

Figure 5-6

Save As

EBTEST

Organize New folder

Name Date modified Type Size

No items match your search.

File name:

Save as type:

Figure 5-7

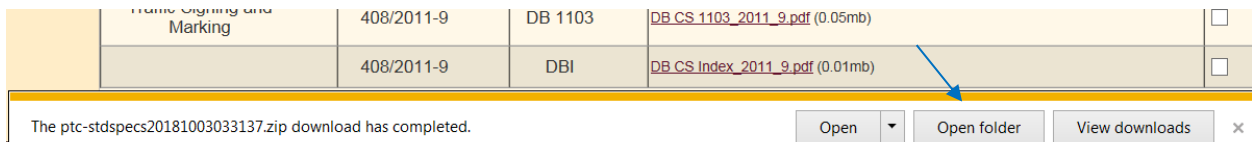


Figure 5-8

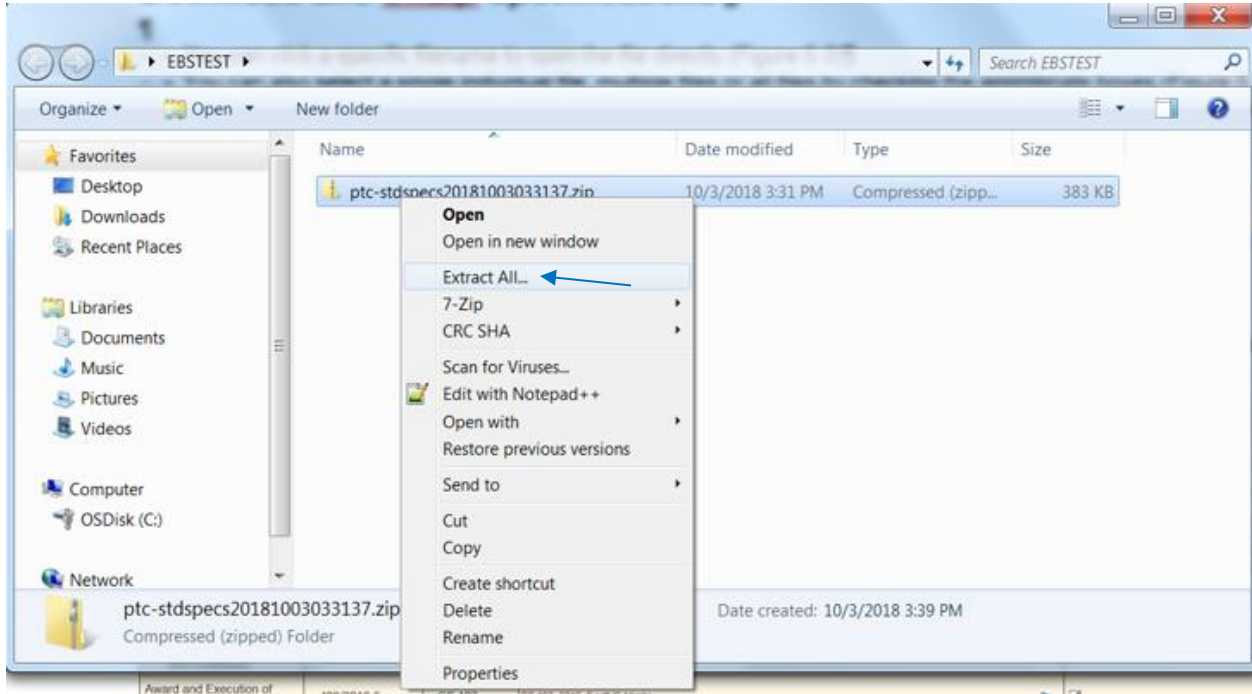


Figure 5-9

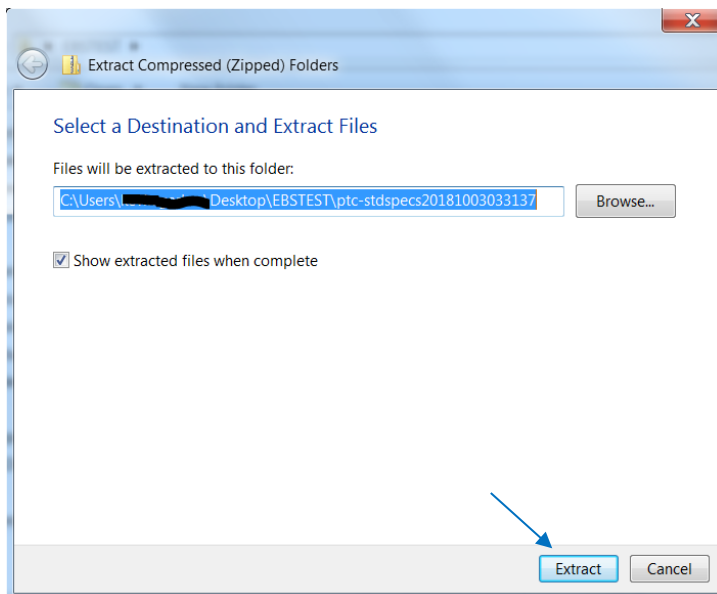


Figure 5-10

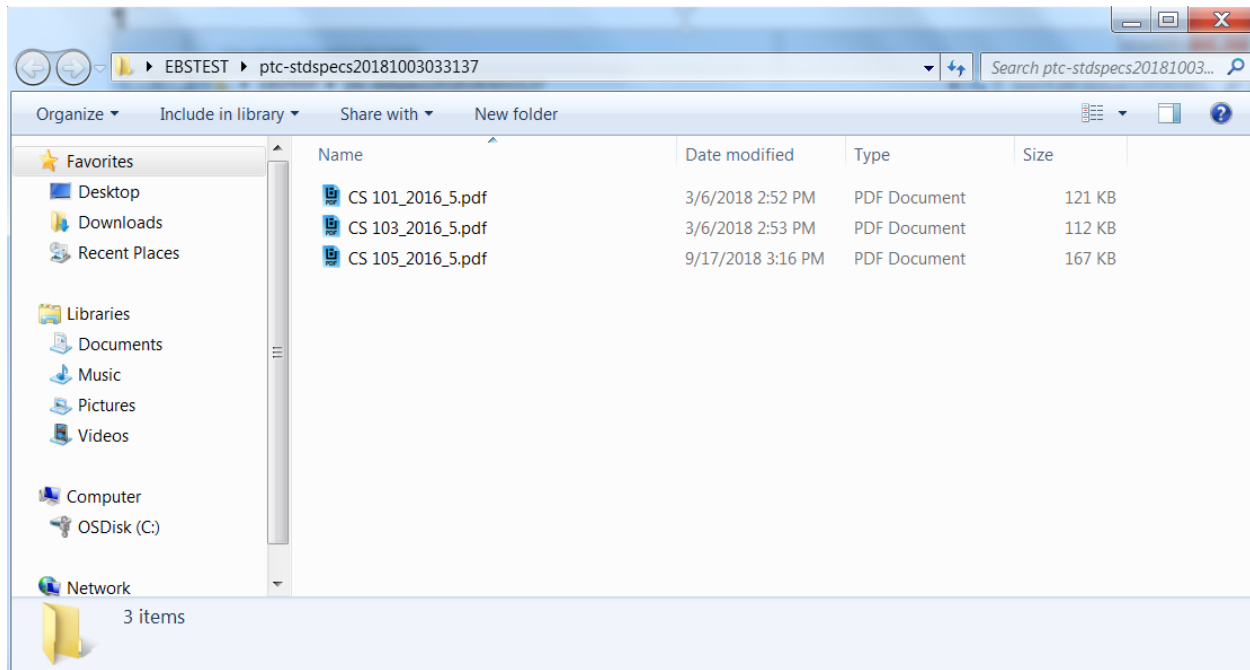


Figure 5-11

## Chapter 6 – Other Functions

These links are designed to assist the General Public in accessing the PTC Standards Library documents in their native format. The Pennsylvania Turnpike Commission posts documents in Adobe, DWF or DWFX format.

### ***Download Adobe Acrobat Software***

- Click on the Adobe Reader link under the Downloads section in the navigation bar on the left side of the web page (Figure 6-1). A new browser tab or window will open taking you to the Adobe Acrobat Reader download page. (Figure 6-2)
- Uncheck any optional offers and then Click on the Install now button to install the Adobe Reader software to your computer (Figure 6-2)
- If you are asked to Run, Save or Cancel the download, click on Run to start the installation ( )
- Follow the instructions to install the software, using the default options



Figure 6-1

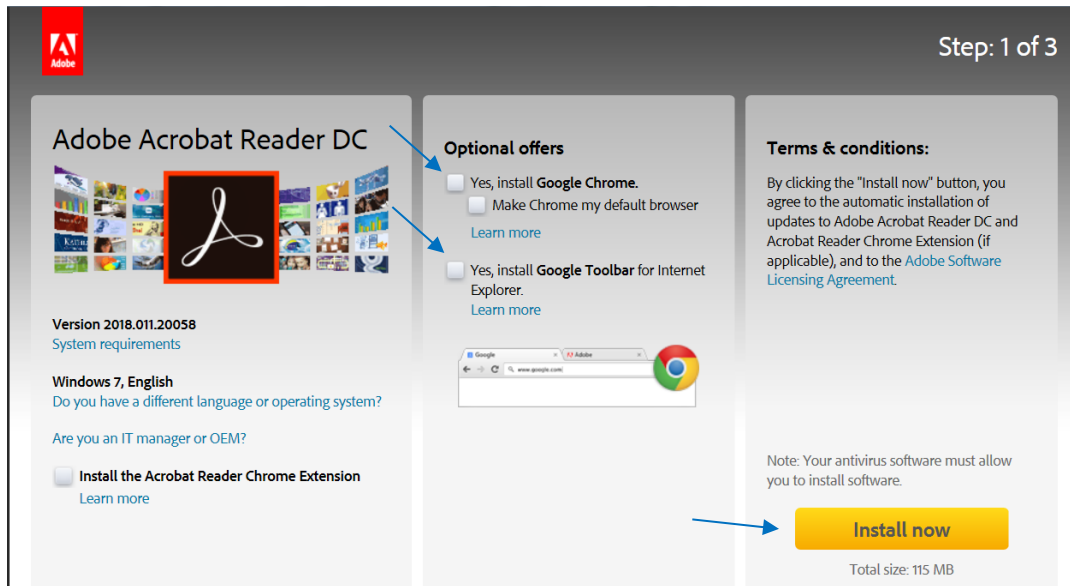


Figure 6-2

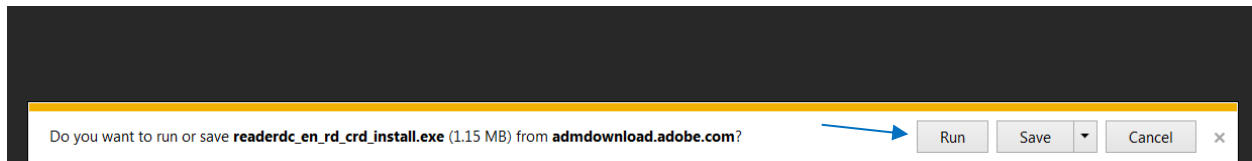


Figure 6-3

## Download DWF Viewer Software

- Click on the DWF Viewer link under the Downloads section in the navigation bar (Figure 6-1)
- Click on the Autodesk DWF Viewer link in the center of the page (Figure 6-4). This will redirect you to Autodesk's site to download the latest version.
- Click on the Download Design Review blue bar (Figure 6-5)
- Choose your MSI Language file to download. This will start the file download. If you are prompted to save the file, save it to your computer. (Figure 6-6)
- If you are prompted to save over an existing file, click on the Yes button
- After download is complete, open Windows Explorer and browse to the folder where you saved the file "SetupDesignReview.exe".
- Double-click on the "SetupDesignReview.exe" file to install the application with the default settings.

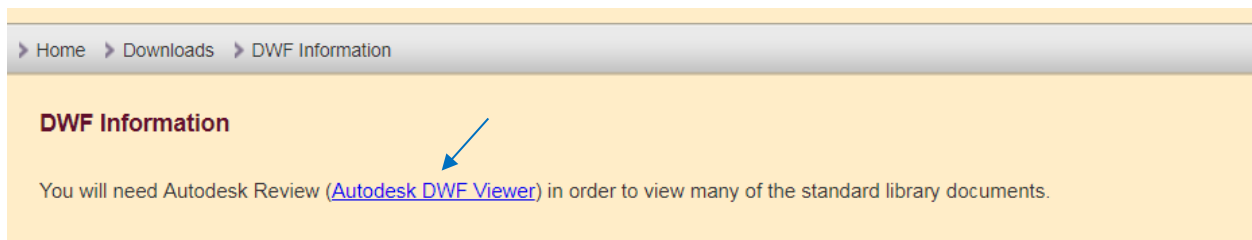


Figure 6-4

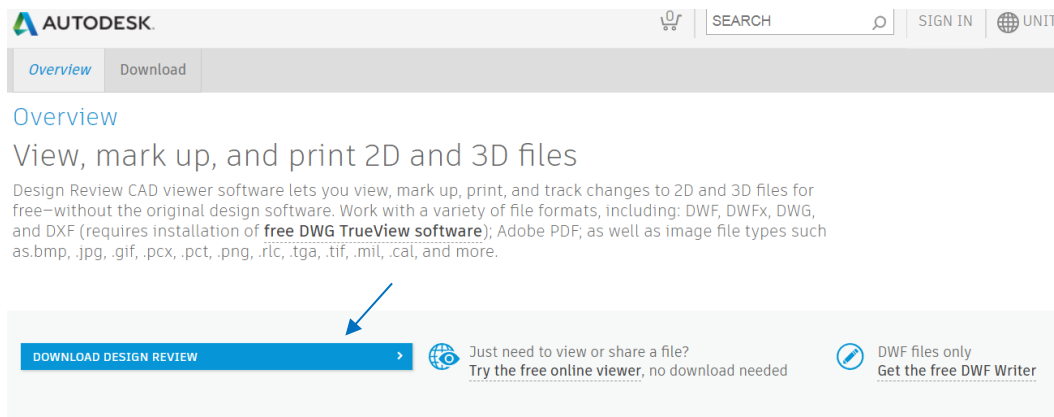


Figure 6-5

## Autodesk Design Review Download Now

[View the Readme](#)

Important: A computer restart may be necessary to install Autodesk Design Review software. We recommend that you save open files and close all applications before installing this product.

### Choose Your MSI Language

- Brazilian Portuguese
- English
- French
- German
- Italian
- Japanese
- Korean
- Simplified Chinese
- Spanish

Figure 6-6

## PennDOT Publications – View Publications

- Click on the PennDOT Publications link under Resources section on left side of navigation bar (Figure 6-7)
- A new browser tab or window will open taking you to the PennDOT Publications page (Figure 6-8)



Figure 6-7



## FORMS, PUBLICATIONS, AND MAPS

PennDOT is committed to providing its customers with services in an eco-friendly and accessible manner. To that end, most of our forms, publications and maps are available in a digital format by searching for those items in the list below.

Print copies of selected Publications and Maps may be ordered using our Sales Store List (PDF), which also includes free items.

If you are seeking a map and it is not listed on the Sales Store List, please check our Maps page.

For information on driver licensing and/or motor vehicle Forms or Publications, please contact Driver and Vehicle Services or contact the Customer Service Center at 717-412-5300.

For information on any other types of PennDOT Forms or Publications, please email Office Services staff.

When viewing PDF documents on this site, it is recommended to use the latest version of Internet Explorer.

### FILTER RESULTS BY

Document Type Select Document Type(s) ▼ Topic Select Topic(s) ▼ **FILTER** **RESET** OR **SEARCH** 🔍

Number of Items: 100 ▼

Doc Num ↑	Title ↓	Doc Type ↓	Topic ↓
AA-600	PA Driver's Accident Report	Form	Maintenance & Operations
AV-2	Application for Temporary Heliport License	Form	Aviation

Figure 6-8